

HIGHLIGHTS OF PERFORMANCE OF SMP, KOLKATA (erstwhile KoPT)				
Period : April-August 2021 vis-à-vis April-August 2020				
	April-August 2021	April-August 2020	Absolute Rise / Fall	% Rise/ Fall
[In '000 tonnes]				
1. <u>CARGO TRAFFIC:</u>				
KDS	5728	5281	447	8.46
HDC	17160	15621	1539	9.85
Total for SMP, Kolkata	22888	20902	1986	9.50
2. <u>CONTAINER TRAFFIC:</u>				
KDS (I) (in TEUs)	241871	199664	42207	21.14
(II) (In '000 tonnes)	3621	3243	378	11.66
HDC (I) (in TEUs)	77747	54684	23063	42.18
(II) (In '000 tonnes)	1587	1045	542	51.87
Total (I) (in TEUs)	319618	254348	65270	25.66
(II) (In '000 tonnes)	5208	4288	920	21.46
3. <u>COMMODITYWISE TRAFFIC:</u>				
3.1KDS:				
(a) POL (Product)	98	100	-2	-2.00
(b) Other Liquid (Including Veg. Oil)	153	136	17	12.50
(c) Fertiliser + FRM	126	132	-6	-4.55
(d) Coking Coal	59	24	35	145.83
(e) Other Coal/Coke	292	664	-372	-56.02
(f) Timber	0	15	-15	-100.00
(g) Pulses /Peas	42	103	-61	-59.22
(h) Fly Ash	836	601	235	39.10
(i) Limestone	1	0	1	-
(j) Iron & Steel	40	66	-26	-39.39
(k) <u>Other Cargo</u>	<u>4081</u>	<u>3440</u>	<u>641</u>	<u>18.63</u>
<u>KDS (Total)</u>	<u>5728</u>	<u>5281</u>	<u>447</u>	<u>8.46</u>
3.2HDC:				
(a) POL (Crude)	22	42	-20	-47.62
(b) POL (Product)	1686	1555	131	8.42
(c) LPG	2019	1972	47	2.38
(d) Other Liquid (Including Veg. Oil)	2014	1803	211	11.70
(e) Thermal Coal	95	468	-373	- 79.70
(f) Iron Ore	825	1977	-1152	-58.27
(g) Coking Coal	3509	1895	1614	85.17
(h) Other Coal /Coke	1889	1873	16	0.85
(i) Limestone	1074	552	522	94.57
(j) Iron & Steel	390	928	-538	-57.97
(k) <u>Other Cargo</u>	<u>3637</u>	<u>2556</u>	<u>1081</u>	<u>42.29</u>
<u>HDC (Total)</u>	<u>17160</u>	<u>15621</u>	<u>1539</u>	<u>9.85</u>
4. <u>SHIP CALL:</u>				
KDS	401	399	2	0.50
HDC	815	794	21	2.64
Total	1216	1193	23	1.93

Figures are provisional.

SMP, Kolkata (erstwhile KoPT)
Highlights of Achievements in August, 2021

I. NOTABLE ACHIEVEMENTS / DEVELOPMENTS

➤ **Arrival of a Cape size vessel with Steam Coal at Sagar**

A cape size vessel 'MV MARILOULA' from South Africa via Gopalpur Port arrived on 18.8.2021 at Sagar, carrying 58,984 MT of Steam Coal and discharged 12,484 MT, with the remaining balance on board of around 46,500 MT.



➤ **Arrival of a Cape size vessel with Non Coking Coal at Sagar Anchorage**


A cape size vessel 'MV MINERAL HOPE' from South Africa arrived at Sagar Anchorage on 27.8.2021 and discharged 31,100 MT of Non Coking Coal with the remaining balance on board of around 30,419 MT.



Stakeholders Conclave at Guwahati

SMP, Kolkata participated at the Stakeholders Conclave, titled 'Waterways as Engine for Growth' - on the subject of Jal Marg Vikas Ka Vaar, held at Guwahati on 27.8.2021 in the presence of the Hon'ble Union Minister, Shri Sarbananda Sonowal, Ministry of Ports, Shipping & Waterways, among other dignitaries and senior officials.

SMPK's presentation outlining the port's potential to play a pivotal role in maritime trade and traffic with the North Eastern Region (NER) of the country was widely appreciated.



Handling of 2nd automobile domestic rake at KPD, KDS of SMP, Kolkata

The 2nd phase of domestic automobile rake carrying 125 new Hyundai cars commenced from Walajabad near Chennai and reached KDS Port sidings KPD-2 on 2.8.2021. Working on hub-spoke model, these cars will be distributed to the dealers in Kolkata and nearby areas. Port expects to receive 7 to 8 rakes every month originating from North and South India.



Highest handling of Coking Coal in a single day at HDC, SMP, Kolkata

On 16.08.2021, MV BEKS YILMAZ recorded the highest discharge /handling of imported Coking Coal of 32,619 MT in a single day at Berth No.1 of HDC, SMP, Kolkata, surpassing the previous highest handling of Coking Coal of 32,523 MT in a single day (A/C: MV SHOYO) on 24.08.2020.



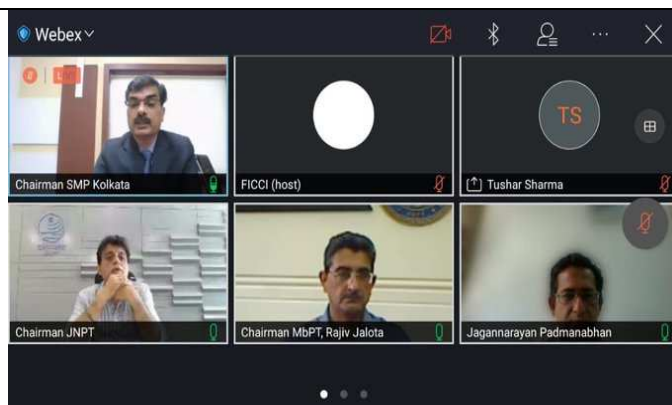
Promotion of India-Bangladesh trade

On 5th August, 2021, SMP, Kolkata held a stakeholder meet to promote India-Bangladesh trade through SMP, Kolkata, where an interactive discussion among Port officials, Eastern Railway officials & Trade members was organized. It provided a fruitful platform and direction to increase exports to Bangladesh using river and sea route.



Indian Ports & Logistics Conclave

Various measures aimed at Infrastructure Development & Digitization initiatives taken at SMP, Kolkata & Paradip Port for modernization of Port services were deliberated upon at the Indian Ports & Logistics Conclave organized by FICCI, India on 27.8.2021.



Preparation of the Disaster Management Plan



As per the latest NDMA guidelines, a meeting on preparation of the Disaster Management Plan was initiated by SMP, Kolkata on 30.8.2021 along with officials from IRS Mumbai, CISF Head Quarters & Port officers.



Celebration of 75th Independence Day

SMP, Kolkata celebrated the 75th special colorful programme organized on Independence Day on 15.08.2021 with the unfurling of the National Flag by Chairman and a solemn pledge to expand the maritime role of SMPK in our efforts to lead the nation in the path of prosperity. It was followed by a cultural program with distribution of awards



<p>to SMPK employees who had shown diligence in services</p>	
<p>Commemoration of Azadi Ka Amrit Mahotsav</p> <p>As per the guidelines issued by the Government of India, to celebrate the 75th Year of Freedom & Independence, all the departments /divisions of KDS & HDC of SMP, Kolkata, led by Chairman Shri Vinit Kumar, took active part in commemoration of the Azadi Ka Amrit Mahotsav by singing the National Anthem in unison, while pledging to uphold the unity & integrity of the Nation.</p> <p>Kolkata's iconic Rabindra Setu (Howrah Bridge) was illuminated in majestic splendor of the tricolor to celebrate the Azadi Ka Amrit Mahotsav & instill resilience towards building an Atmanirbhar Bharat on 15th August, 2021.</p>	

II. CARGO THROUGHPUT :

- SMP, Kolkata handled 22.888 million tonnes (mt) of cargo during April- August 2021, vis-à-vis 20.902 mt during April- August 2020, registering a growth of 9.50%.
- HDC handled 17.160 mt of cargo during April-August 2021 vis-à-vis 15.621 mt during April-August 2020 (recording a growth of 9.85%). KDS handled 5.728 mt of cargo in April-August 2021 vis-à-vis 5.281 mt during April-August 2020 (recording a growth of 8.46%).
- HDC registered growth in respect of POL(Product), Vegetable Oil, Other Liquid, LPG, Coking Coal, Other Coal / Coke, Limestone, FRM, Manganese Ore, Container, etc. while KDS registered growth in respect of Vegetable Oil, Coking Coal, Fly Ash and Container.

III. CONTAINER TRAFFIC :

- SMP, Kolkata handled 3,19,618 TEUs (KDS: 2,41,871 & HDC: 77,747) during April-August 2021 vis-à-vis 2,54,348 TEUs (KDS: 1,99,664 & HDC: 54,684) during April-August 2020, registering a high growth of 25.66%.
- While HDC recorded a steep growth of 42.18%, KDS too registered a growth of 21.14%, during April - August 2021 vis-à-vis April- August 2020, in handling of Containers (TEUs).

IV. COMPARATIVE PERFORMANCE:

SMP, Kolkata ranked 2nd in handling of both Coking/Other Coal and Other Liquids among the Indian Major Ports during April - August 2021.

V. SHIP TRAFFIC:

During April-August 2021, 1216 ships (KDS: 401, HDC: 815) called at SMP, Kolkata vis-a-vis 1193 ships from April to August 2020 (KDS: 399, HDC: 794) registering a growth of 1.93%. 1637 vessels (815 inward; 822 outward) passed through Eden Channel during April - August 2021 to / from Haldia.

VI RAILWAY TRAFFIC :

During April-August 2021, SMP, Kolkata handled rail-borne traffic of 12.211 mt (KDS-2.192 mt & HDC- 10.019 mt) against 10.571 mt (KDS-1.856 mt & HDC-8.715 mt) in April-August 2020 registering a high growth of 15.51%. During April - August 2021, 557 trains were received and 563 despatched at KDS; at HDC, 2214 trains were received and 2209 were dispatched.
